

# Safeguarding for Trustees



1

# Introductions



2



2.5 hours  
2 short breaks

Link for slides and  
handbook

Webcam and  
microphones

Sensitive and  
confidential

Get support

Chat facility

3



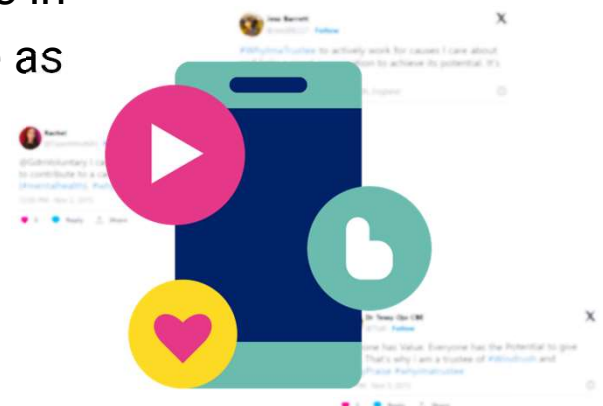
0303 003 1111 - Option 2  
[helpline@thirtyoneeight.org](mailto:helpline@thirtyoneeight.org)

4



5

Why do a million people in the UK choose to serve as trustees?



6

## What is Safeguarding?

It's the range of measures put in place to **protect people** in a charity, or those it encounters, **from abuse and mistreatment** of any kind.



7

Why should safeguarding be a central concern for trustees?



8




9



10

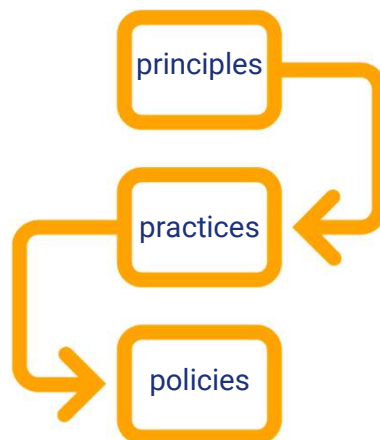
## In this module:

- ▶ Practices: Informed and aware
- ▶ Policies: A trustee's main tool
- ▶ Safer recruitment



11

## Practices from our principles



12

## Survivor voice


“[I want] people to listen to me and not make me feel like a bad person.”

Adult at risk of harm, 2021

13

## Question:

Which of the following policies does your charity have?



14

## Governing well through policies

“Trustees can demonstrate good governance and ensure a safe culture for everyone in their organisation [through their] safeguarding policies”

Good governance and Safeguarding [SCVO]

15

## Types of policy

**Safeguarding**

**Codes of  
conduct**

**Whistle-blowing**

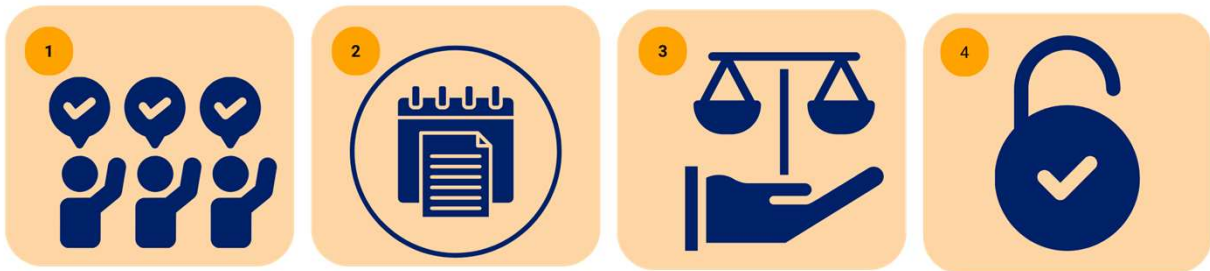
**Bullying/  
harassment**

**Complaints**

16



## More than just documents



17

## Safer Recruitment



"Trustees are expected to make sure the charity checks that people are suitable to act in their role."



"Organisations need to have robust recruitment and selection procedures in place."



"Trustees should ensure that appropriate due diligence is carried out."

18

## Module 1 - If You Do Nothing Else [IYDNE]



Check when you last reviewed  
your policies and practices



19



20

**5:00**

21

Module 1

**Policies and Practices**

Module 2

**Risks**

Module 3

**Protect**

Module 4

**Report**

22

## In this module

- Charities: For public benefit
- Reasonable steps
- The 'elbow of the charity' – putting things right

23

## Charities: For public benefit



24

## Risks to be aware of

- All different forms of harm and abuse
- [Targeted abuse]
- Your charity's culture

25

## Reasonable steps

How can we mitigate the risks listed?



Safeguarding duty



Pastoral support



Signposting

26


## Elbow of the charity

What are the hands of your charity?

What are the elbows of your charity and what indirect harm could they inflict?

27

## Balloonfest: Taking stock



28

## Case Scenario

1. Concerns
2. Reasonable steps
3. Risks



29

### Scenario - Suzette

- Capable and a gift to your charity
- Seems interfering
- Shy volunteer with speech impediment

30

## Module 2 - IYDNE



Update, or create, a risk register that lists the 'bad'



31



32



# 5:00

33

Module 1

**Policies and Practices**

Module 2

**Risks**

Module 3

**Protect**

Module 4

**Report**

34

## In this module:

- Vulnerable populations
- Protecting volunteers and staff
- Power dynamics

35

## What makes someone 'vulnerable'?



36

## Volunteers and staff

- Line management
- Qualitative reporting

37

## Whistleblowing

“I'm drawing a line under this. You will draw a line under this. And if you cross that line there will be consequences.”

...  
“If we called the police there would be blue and white tape everywhere, it would be the end of the unit, it would be really bad for the reputation of the trust.”

Dr Ravi Jayaram reporting what he was told by his CEO, Tony Chambers

38

## Power dynamics

- Decision makers
- Unity and submission
- Conflicts of interests

39

“[He] surrounded himself with people who wouldn’t challenge him, whether this was in relation to his personal actions or to his decisions about the organisation. ”

Survivor - describes himself as ‘still healing’ (2023)

40


## Positive reasons for volunteering



41

## Case Scenario - Jason and his friend

1. Actions
2. Risks
3. Who needs protecting?



42

## Scenario – Jason and his friend

- Trustee of church letting-out space
- Issue raised by safeguarding lead
- Unknown person interacting with children

43

## Module 3 - IYDNE



List your line-management structures. Are there gaps?



44



45

## In this module:

- What to report
- Who to report to
- When to report
- Then what?



46

## Trustee and lead person for safeguarding

Who does make the reports to external bodies – trustee or safeguarding lead/champion?



47

## The relationship between Safeguarding Lead and Trustees

Safeguarding Lead:

- Operational responsibility
- General oversight
- 2-way conduit of information







Lead Trustee:

- Legal responsibility
- Strategy and guidance
- Governance and culture

48




## What to report

-  Crimes
-  Harms and abuses
-  Concerns
-  Serious events



49

## Who to report to:



Statutory  
Agencies



Criminal  
Record Lists



Charity  
Regulators

50

## Question:

Have you, in your role as trustee,  
made a report to the charity regulator?

Share some detail.



51

## When to report

“Reports were not always made in a timely manner...  
trustees sometimes waited until police charges have been  
brought.”

Charity Commission Safeguarding Taskforce

52

## What to do after reporting

- Secure physical or online location
- Head office / umbrella organisation policy

53

## Module 4 - IYDNE





Appoint a designated trustee  
for safeguarding

Schedule regular check-ins  
with the Safeguarding Lead



54

## Review of learning objectives

-  Policies and practices
-  Risk
-  Protect
-  Report

55

**I have learnt.....**



56

Your feedback is  
important to us



57



**thirtyone:eight**

Creating safer places. Together.

58