


I will speak up

Ask a grown up to help you cut out this Roarry mask.



**thirtyone:
eight** 

Creating safer places. Together.

Charity No. 1004490, Scottish Charity No. SCO40578
thirtyoneeight.org ©Thirtyone:eight 2025




RAISE YOUR ROAR *with*
ROARRY

I will speak up

Roarry's Roaraphone

Colour me in.
Then ask a grown-up to help you cut it out, roll it into a cone shape and glue along the tab to create your Roaraphone.

How loud can you Roar?



RAISE YOUR ROAR *with*
ROARRY

I will speak up

Feeling Faces

Draw the faces to make them match the feelings.


Happy




Excited



Angry



Confused



Worried




Scared




Calm



Sad



Here's some ideas
to get you started.



Can you
remember a
time you have
ever felt like
any of these?




I will speak up




Roarry's high five

In the circle, draw round your hand or use paint to print your hand. Next to each finger write the name of a grown up that you trust or like to talk to. This could be someone in your family, a teacher or group leader.



I will speak up

Name: _____




Design a poster that lets people know how they can stay safe.



I will speak up

What action will you take this week to keep yourself and others safe? Write or draw it here and put it up somewhere to remind you.

I pledge to...



A black and white line drawing of a butterfly, intended for coloring. The butterfly is shown from a side profile, facing right. Its wings are large and feature a pattern of concentric circles and curved lines. The body is small and segmented, with two antennae extending forward. The drawing is simple and clean, suitable for a coloring page.

[illegible]

RAISE YOUR ROAR **with**
POPKY

Glitter Jar craft activity

Shake your jar or bottle, watch the glitter swirl and as it settles breathe in and out slowly, calming your whole body.

Time required: about 10 mins

You will need:

- Plastic jar or bottle (holding about 250ml)
- Funnel
- Jug
- Warm water
- Clear glue or baby oil
- Glitter

Optional:


- Food colouring
- Stir stick



What to do:



1. Pour the glue or baby oil to fill a quarter of the container.
2. Top up with the warm water until three quarters full.
3. Add the glitter making sure there is enough to be easily seen and to create a generous 'snow' effect.
4. If using food colouring, add 1 or 2 drops (this is where you can stir!)
5. Fill up the container to the top.
6. Secure the lid – make sure it's tight!

Now you have your calming glitter jar, shake it up and watch as the colours sparkle, spin, slow down and settle.



I will speak up


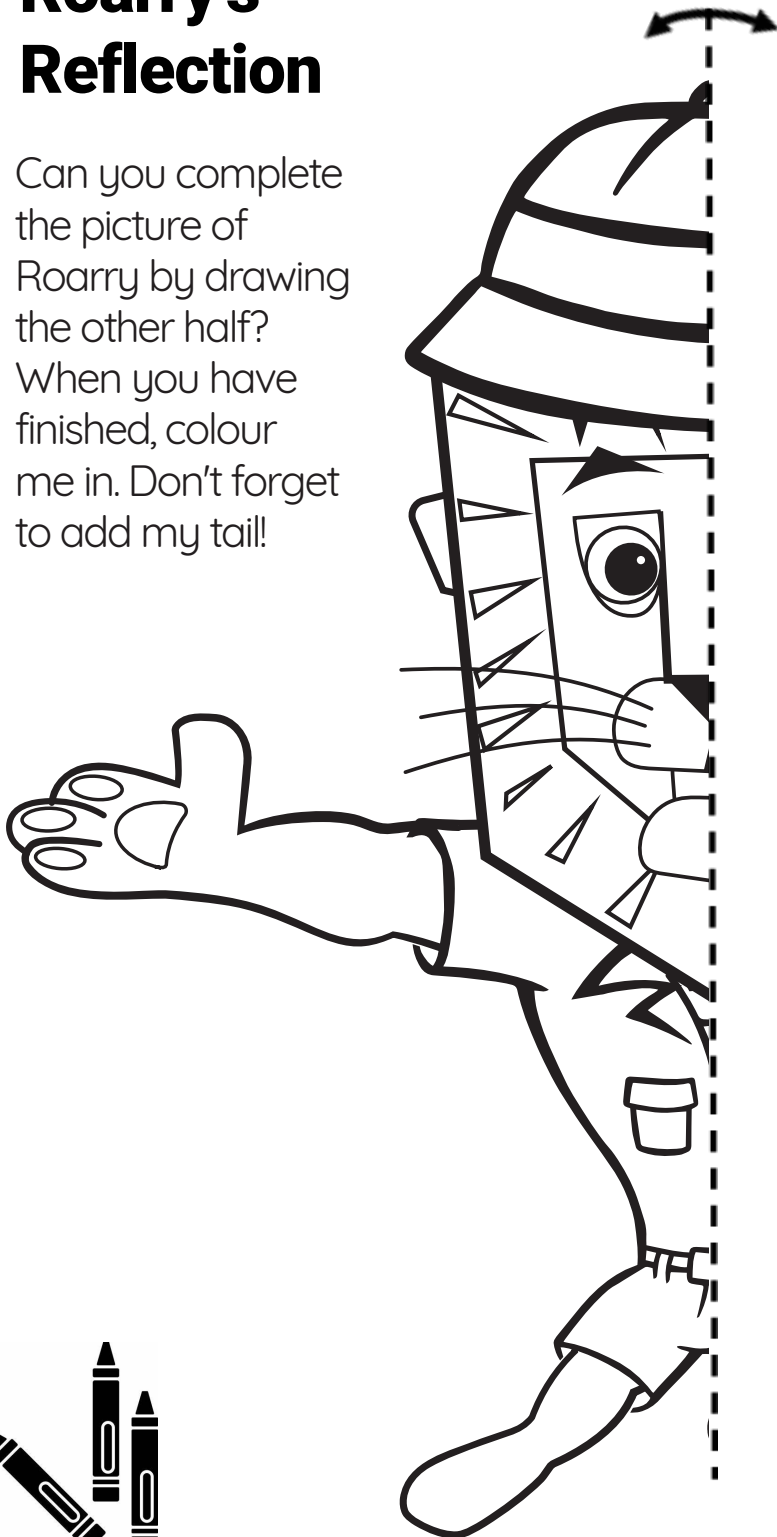
Design your own cartoon.

A comic strip template consisting of six rectangular panels arranged in three rows. The top row has two panels; the first panel has a small speech bubble in its top right corner, and the second panel has a thought bubble in its bottom left corner. The middle row is a single wide panel with a speech bubble on the left and a jagged starburst shape on the right. The bottom row has two panels, each with a speech bubble. The entire template is designed for a child to draw and write their own cartoon story.

I will speak up

Roarry's Reflection

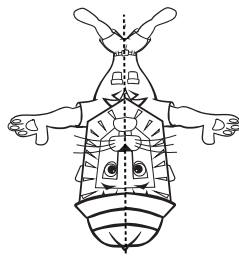
Can you complete the picture of Roarry by drawing the other half?
When you have finished, colour me in. Don't forget to add my tail!



**thirtyone:
eight** 

Creating safer places. Together.


Charity No. 1004490, Scottish Charity No. SCO40578
thirtyoneeight.org ©Thirtyone:eight 2024



RAISE YOUR ROAR *with*
ROARRY

I will speak up

Colour in the Roarry bunting. Make it is colourful as you can.



Ask a grown up to help you cut out the bunting and attach with string.